

## Budget Amendment

A Budget Amendment (BA) is the form used to revise the working budget of state-supported and auxiliary enterprises accounts to reflect changes that occur throughout the fiscal year. Once the working budget is completed, it can only be changed by Budget Amendment. A BA is used to reallocate the budget either within a campus unit or among campus units.

The Budget Amendment Request may be filled in on-line and printed, or printed and filled in by hand. Once it is filled out for your transactions, it will need to be signed by all management levels responsible for the budgets changed by the amendment. The program are broken out into lower level

budgets for full-time and part-time employees and related benefits. Examples of typical amendments to or from these various budgets are provided below. The amounts shaded in light gray on the form will be filled in by Budget Services when



form will be filled in by [Budget Services](#) when your amendment is entered in the PeopleSoft Financials system. You do not need to fill out any blanks in those areas.

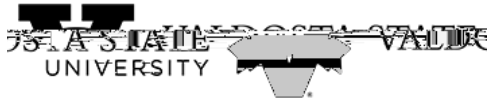
Beginning on the upper left-hand side of the form-**Enter To or From:** On these lines you will indicate whether you want to add "To" a budget or subtract "From" a budget. Typically, an amendment will move funding from one line in a department's budget to another line because some activity has changed. That amendment requires a change in two lines at least. For example, if the department wishes to amend additional funding for Travel, they would indicate the amendment should be "To" the Travel budget line. On a second and separate line the department would indicate that the funding was coming "From" their Operating budget line.

**Account Description:** This is a brief description of the department and budget line the transaction will impact. Continuing the example above, it would say "ABC Dept – Travel" or "ABC Dept – Operating" where "ABC Dept" is the departmental budget the amendment is being submitted to change.

The next six columns, titled Fund through Account Code, describe "chartfield" in PeopleSoft Financials. These elements can be found on the Original budget printout or the Budget Progress Report for the department. Taken together they will uniquely describe the budget line you want to amend. These six elements are:

**Fund:** This is a five-digit number that describes in accounting terms the general mission and funding of this area. Most departments in the university are part of Fund 10000, the Educational and General Fund. The fund designation is one way the university accounts for funding that requires different types of reporting to the agency that supplies those funds. Below are the most commonly used funds:  
10000 – Educational and General

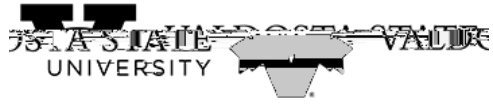
- 12000 – Auxiliary Operations, including Athletics
- 13000 – Student Activities
- 14000 – Continuing Education & Departmental Sates
- 15000 – Indirect Cost Recoveries
- 16000 – Student Technology Fund
- 20000 – Sponsored Activities



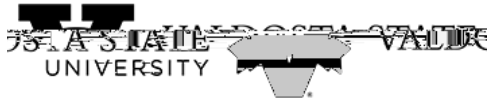
**Dept ID:** This will be a seven-digit number that describes the department in the accounting system. It describes more specifically the activities of the entity than the fund above. There are many departments within each fund. If you do not know your department id number, please contact your [Budget Analyst](#)

**Program:** This five-digit number helps Valdosta State and the university system group expenses and revenues for reporting purposes. It is provided on the original budget printout as well as the Budget Progress Report. If you do not see this number on your print out, please contact your [Budget Analyst](#).

**Class:** This five-digit number identifies the source of money. It i(v)4 (e)n7pcmD3 (13.9s6 (u do)



departments are not allowed to amend full-time employees' salaries, wages or benefits to other lines even within the same department's budget. These are established and approved through the original budget proc-16.304 -udD7691-1 1.6.v thbcntth t



Alternatively, if this is a line you are reducing in order to move funds somewhere else in your budget, the calculation would be the Budgeted APPROP or ORG amount shown on your Budget Progress Report minus the change requested. This calculated "Amended Budget" is the amount you would expect to appear as "Budgeted" on the next Budget Progress Report you receive after the amendment has been entered in the PeopleSoft Financials system.

**Journal ID No.:** The information in this column has been grayed out because the requestor does not provide this information. It will be completed by Budget Services when they enter the amendment in the PeopleSoft Financials system.

Looking at the boxes at the bottom of the form:

**Reason for Budget Amendment:** In this box, provide a brief summary of why the amendment is being requested. You may want to include specifics about the transaction, such as a Purchase Order number, the vendor name, an employee's name or dates of service to distinguish the reason for this amendment from other similar amendments for your area.

**Total Increase/Decrease:** If you are transferring budget within your own department, this amount would be zero. You will only enter a dollar amount if you are adjusting a revenue account as well as an expense account.

**Authorization:** The amendment request should be signed and dated by all managers' with responsibility for the budgets listed on the form. In the case of an academic department, this might include the Department Head, the Dean and the Vice President. For some areas, it might only need the signature of the Vice President. If you have questions about additional signatures, please call Budget Services at ext 5710.

**Entered In PS Financials:** The requestor will not need to fill in information in this shaded area. This information will be entered by Budget Services when the amendment is entered in the PeopleSoft Financials system. The "Effective Date:" is only used if the effective date needs to be different than the current date.



Budget information is reflected monthly as part of the Expenditure (Appropriations) Report and in the Appropriations Ledg